

# Starrett®

Super fast tool free  
changes between  
different diameters  
of hole saw and  
easier core ejection!



## ULTI-MATE

### Rapid Release Arbor System





**ULTI-MATE** from Starrett offers super fast, tool free changes between different diameters of hole saw, without adjustment of the drill chuck. Removal of cores from a hole saw after a cut is also much improved by the rapid release of the hole saw from the arbor.

## Using the ULTI-MATE!

### ATTACHING A HOLE SAW

Screw the appropriate adapter on to the hole saw and push the hole saw and adapter down the drill (1). When the hole saw and adapter can be pushed no further, turn the hole saw and the collar will click on (2).

#### ATTACHING A HOLE SAW



### LOCKING A HOLE SAW

To lock a hole saw on to the **ULTI-MATE**, turn the collar on the arbor so that the arrow on the base of the arbor and the arrow on the collar are not aligned. (1). This will then lock the saw and the arbor together, and ensure that the hole saw cannot be accidentally released whilst drilling.

#### LOCKING A HOLE SAW





# Using the ULTI-MATE!

## RELEASING A HOLE SAW

To release the hole saw, align the arrow on the collar and the arrow on the base of the arbor (1) and pull the collar back (2). The saw will then be released. The release is spring loaded so **please take care when releasing the saw!**


## REUSING THE HOLE SAW ADAPTERS

Once the hole saw has come to the end of its useful life, the arbor adapters can be reused, even if intensive use has resulted in the adapters becoming very firmly attached to the hole saw. Place the complete assembly in a vice, using the flats on either side of the arbor to hold the assembly still (1). The used hole saw can then be unscrewed from the adapter using a pair of grips or similar tool.

### RELEASING A HOLE SAW



### REUSING THE ADAPTERS











### THE HOLE SAW ADAPTERS

Three different hole saw adapters are available for the **ULTI-MATE**.

- A3-3 fits hole saws from 14-30mm / 9/16 - 1.3/16" diameter (1).
- A3-4 fits hole saws from 32mm - 102mm diameter / 1.1/4 - 4" diameter (2).
- A3-5 includes a drive pin plate and is for heavy duty cutting with large diameter saws. The drive pin plate is secured by a nut attached to the adapter thread on the inside of the hole saw (3).
- A3-3 and A3-4 are sold in packs of three, A3-5 is sold individually.





Cat No	Description	Picture
<b>A3</b>	<b>ULTI-MATE</b> hole saw arbor with pilot drill	
<b>A3-6</b>	<b>ULTI-MATE</b> hole saw arbor with pilot drill and one of each of the standard hole saw adapters	
<b>A3-3</b>	Three <b>ULTI-MATE</b> hole saw adapters, suitable for hole saws from 14mm - 30mm / 9/16" - 1.3/16"	
<b>A3-4</b>	Three <b>ULTI-MATE</b> hole saw adapters, suitable for hole saws from 32mm - 102mm / 1.1/4" - 4"	
<b>A3-5</b>	<b>ULTI-MATE</b> hole saw adapter, suitable for heavy duty cutting on large diameter saws (102mm / 4" and greater)	
<b>A014M</b>	Replacement Pilot Drill	
<b>A3-7</b>	<b>ULTI-MATE</b> hole saw arbor with pilot drill, 20mm / 25/32" and 25mm / 1" Constant Pitch Hole Saws and hole saw adapters.	
<b>A3-8</b>	<b>ULTI-MATE</b> hole saw arbor with pilot drill, 20mm / 25/32" and 25mm / 1" Dual Pitch Hole Saws and hole saw adapters.	

Buy **ULTI-MATE** from your Starrett distributor:

# Starrett®

**The L. S. Starrett Company Limited**

Oxnam Road

Jedburgh

TD8 6LR

**T:** 00 44 (0)1835 863501

**F:** 00 44 (0)1835 863018

**E:** sales@starrett.co.uk

**W:** www.starrett.co.uk